

POWERING GLOBAL INFRASTRUCTURE

NON-STOP

Sterling Green Power Solutions Pvt. Ltd.
(Formerly Sterling Generators Pvt. Ltd.)

Registered Office:
10th Floor, Universal Majestic Building,
P. L. Lokhande Marg, Chembur (West), Mumbai 400043, India
Phone: +91 22 2552 6100 / 2548 5488 | www.sterlinggreen.com

Factory:
Survey No. 59, 343/1, Village Kala,
Kherdi, Khanvel, Silvassa, UT of Dadra & Nagar Haveli,
Diu and Daman 396230, India






Sterling Generators

State-of-the-art manufacturing facility providing design, cutting-edge, technology to manufacture Gensets, E-houses, Containerized Products and Custom built solutions.

Sterling Generators has one of Asia's largest diesel generator manufacturing plant at Silvassa. Spread over a vast 12 acres property, the plant is equipped with the most technically advanced infrastructure for fabrication. This includes a 14 tank pre-treatment plant for surface treatment, a powder coating plant and a state-of-the-art PLC based testing facility (upto 4000 kVA), which is the first of its kind in the country. Our successful partnering with the global leaders in diesel engine manufacturing, Baudouin-France has helped us set benchmarks in fuel efficiency, reliability and adherence to global emission norms. Sterling Generators is the core business of Sterling Green Power Solutions Pvt. Ltd., a leading provider of sustainable energy solutions. Sterling Green is owned by the Shapoorji Pallonji Group and Khurshed Daruvala, Chairman of Sterling and Wilson Group.

Sterling Generators is headquartered in Mumbai and has its regional & branch offices spread across India, Middle East, Africa, South East Asia and Australia. It is managed by the best minds in the industry, who bring in a solution based approach towards its customers. Today Sterling Generators is known for its endearing project management skills and service capabilities that helps them provide round the clock support across its area of operations with tailor-made solutions.



FACTORY

State-of-the-art manufacturing facility at Silvassa

spread across
12
Acres

Supplies gensets across the globe

50+
Countries

Manufacturing Capacity

5000
Units +
per year

Power Generated upto

6GW+
till date

Test bench having

Upto
4MVA

Genset testing facility capable of creating ambient conditions of

50°C

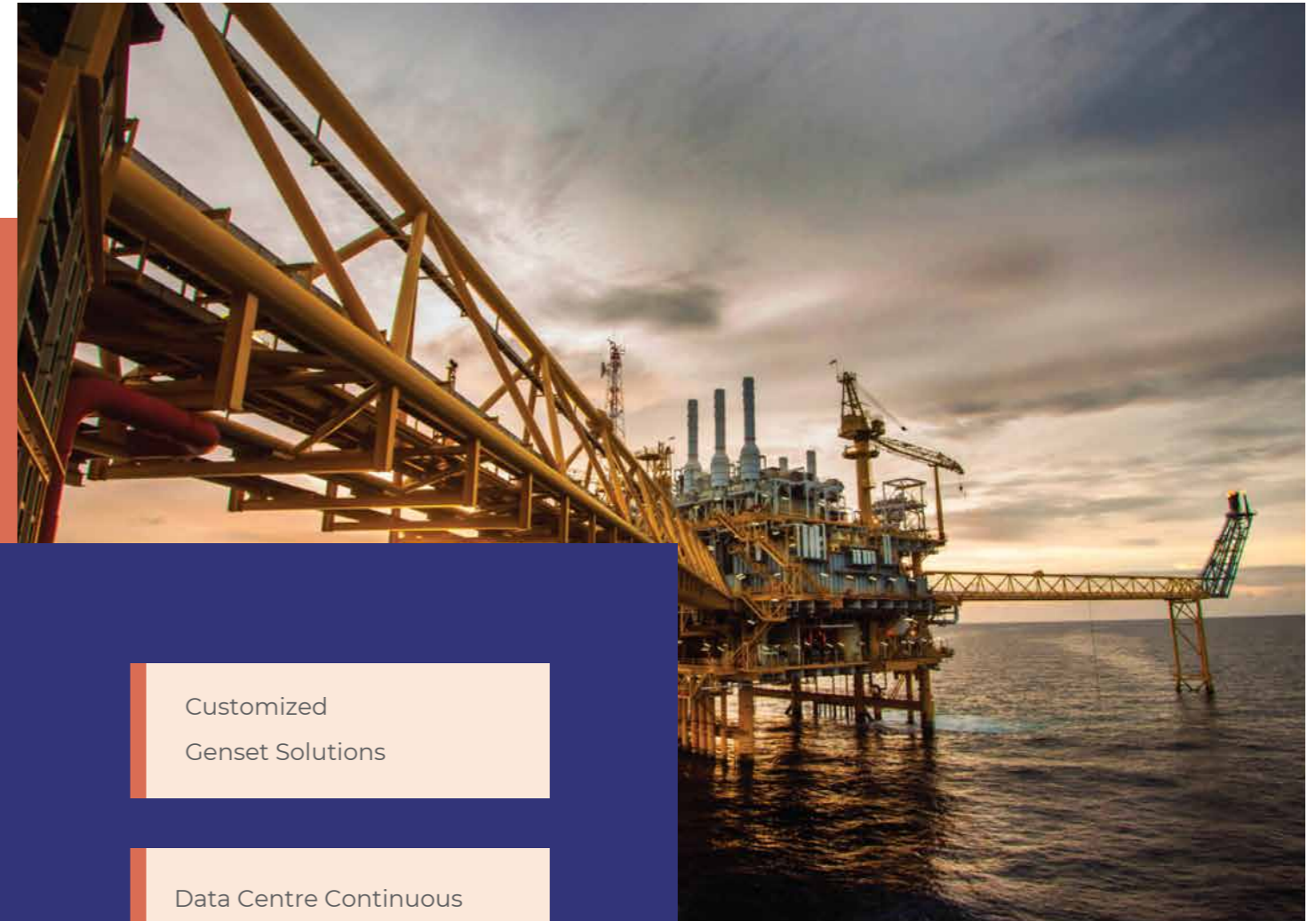
Product Range

Diesel Genset 7.5 kVA to 4000 kVA

Gas Genset 850 KW - 1400 KW

Different Voltage levels can be supplied as per requirement
380V - 415V, 3.3KV, 6.6KV, 11KV

Strong in-house Design and Engineering capability providing customized solutions



- **Ready to use Genset with control panel, fuel tank all housed within the enclosure**
- **Available with the option of 2 Nos. Gensets mounted in back-to-back configuration with sync panel**
- **Common rail direct injection technology with self diagnostic functions**
- **Compact design with high power to weight ratio**
- **Designed for continuous operation with longer service intervals**
- **40 ft. and 20 ft. containerised Genset suitable for shipment in as built condition**

DG SETS SOLUTIONS INCLUDES:

- COP, PRP, DCC & ESP Power Solutions
- Solid metal casing switchgear upto 33kV
- Acoustic Enclosures, Containerized Solution, Super Silent Gensets
- Compact Substation, Containerized Fuel Tank
- Customised and flexible service contracts
- Onsite and offsite customer training
- Local spares and service support

Customized
Genset Solutions

Data Centre Continuous
Rating Genset



If required, the entire installation can be disconnected, shifted and re-assembled at a different location within a very short period of time

Efficient closed loop cooling system does not require frequent top ups and is thus suitable for operation at higher ambient temperatures

The air intake openings if required are optionally covered with suitable filters to ensure no entry of dust into the enclosure along with ventilation air


All the installation requires is a levelled concrete foundation and not a permanent building or a structure

Manufacturing Process

- State-of-the-art plant spread over 12 acres of land
- Equipped with world class fabrication facilities
- Automated powder coating shop with 14 tanks pre-treatment plant as well as shot blasting and metallizing setup
- Fully automated testing facilities for D. G. sets along with PLC based resistive load banks and equipment to create ambient temperatures upto 50° C
- Modern switchboard assembly shop equipped with pneumatic tools and finest testing equipment

Processes

- Sheet metal processing
- Fabrication
- Assembly
- Busbar processing
- Shot blasting
- Pre-treatment
- Powder coating
- Insulation
- Assembly
- Testing



Design Engineering

We have an expert group of engineers who anticipate the customers requirements and re-engineer our products to provide customized and integrated solutions. They have been instrumental in constantly improving the quality and performance of our products in the field

Sterling Generators engineering team uses the latest softwares like Creo, Ansys, Autodesk AutoCAD, Inventor, MathCAD, etc.

Dedicated product development and engineering team for new product design, development and testing

Effective design review and validation is used from the beginning to ensure proper material selection, right application, uninterrupted and efficient duty cycles and excellent life expectancy

Testing



Our passion for perfection and our mission of continuous improvement has resulted in the factory being equipped with 6 of the most advanced test cells for Gensets testing and validation.

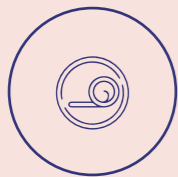
With 6 test cells which are equipped to create, simulate and hold an ambient temperature of 50° C is an achievement in itself. These test cells are used to test our wide range of Gensets, right from 18kVA to 4000kVA in realistic conditions, real values with reliable results.

- Standard test rig
- High Voltage testing lab
- Low voltage testing lab
- Chemical laboratory for pre-treatment and powder coating
- PLC based load banks
- Test cells for simulated ambient conditions

Acoustic Enclosure/containerized Solutions

One of the only Global player with strength of product integration & EPC with significant presence and operational experience across geographies

- Built-in fuel tank with level indicators for safe refueling. (Option of 8/12/24/48 hrs of run time) in fully bunded enclosure
- Leak detection system is optionally available
- Integration of fire detection, alarm & dousing system
- External emergency push button stations
- Bespoke baseframe



Ergonomic Design:

For breaker and controller
Compact design for easy transportation
Multiple doors positions suitably for easy access for service & maintenance



Ultra-low noise options are available:

Upto 65db(A) @ 1mtr.
Bespoke options available



Flexibility:

Plug and play design with a quick power connection point

Easy Shipping, Unloading, And Installation:

- Standard ISO Dimensions with CSC Certification for containerised solutions
- Customized containerized solutions with ultra-low noise levels that can be easily transported on a flat rack

Harsh Environment Proof:

- Adapted for harsh environmental conditions of high ambient, corrosive, and dust-laden atmosphere

Low Noise Acoustic Enclosures: 75db(A) / 80db(A)@1 Mtr:

- Ultra-Low Noise option available. (Customised ultra-low noise level solution available on request)

Accessibility:


- Double doors systems for easy access for Genset components
- Doors for Control and power supply devices

Durability:

- Painting options to marine CSM grade after thorough shot blasting to SA 25 standards.
- All accessories are stainless steel accessories



Durable



Genset Features



Complies to global standards like ISO, AS/NZ, IEC, IEEE & BS Standard



Industry Leading genset performance



Optimised Base-frame design ensures low vibration



Genset Packing includes AVMs complying with global seismic norms as per AS/NZ/ISO



Bespoke cooling packs for project-specific high ambient and high static requirement



Harsh environment withstanding capability



High load acceptance characteristics



State-of-the-art Genset protection package ensures two-level protections



Leaders in national and international emission standard compliance



Bespoke System and installation planning



Designed for easy maintenance and operations



Compact size & Low noise packaging

Quality Plans

Emphasis on strict quality standards, constant updating and improvement in systems, ensure that customers receive the best product. Quality management is integrated into manufacturing processes to achieve consistency and reliability.

Worldwide Emission Standards

Our sustainable development strategy promotes the reduction of carbon footprint and emissions, water consumption, while improving efficiency and supporting local communities in their sustenance by bringing up their standards of living.



- ISO 9001:2015
- ISO 14001:2015
- ISO 45001:2018
- ISO 27001:2022



Leveraging the Low-Cost India Base and Factory for global supply providing cost competitive solutions

Range of Services - Concept to Commissioning



Project Design

- Complete engineering
- Revit layouts
- 3D Modelling
- Bill of quantities
- Preparation of schedule, Approvals and handing over to Procurement team



Project Management

- Experienced team to meet client's schedule



Proposal Engineering

- Meeting client's requirement
- Higher efficiency
- Cost Effective



Procurement & Expediting

- Competitive and quality procurement
- On time delivery of materials
- Cost Effective

Our Installations



Trident BKC, Mumbai



Salapuria, Hyderabad



Indira Gandhi International Airport, (IGIA) New Delhi



Nirlon Campus, Mumbai



Metro, New Delhi



Prestige Tower, Bengaluru



SAIL India



Samsung Manufacturing Facility, Delhi



STT Data Center, Bengaluru

Strong Track Record of executing complex & large-scale Standard and Special application projects leading to high customer retention and repeat business

Case Studies

Brisbane, Australia



Project Detail

80 An Street, Commercial Building
 Brisbane, Australia
 Rating : 2 x 2500 KVA

Key Highlights

Ultra Low noise DG Exhaust Works – 75 dba @ 1 Mtr from Exhaust
 Installation works done at 6th Floor above ground level.

Project Detail

Aluminium Mine
 Guinea, Africa
 Rating : 10 x 2000 KVA

Key Highlights

Ultra Low noise containerized Genset – 80dba @ 1 Mtr
 Design and Product approval by Fluor UK.

Guinea, Africa



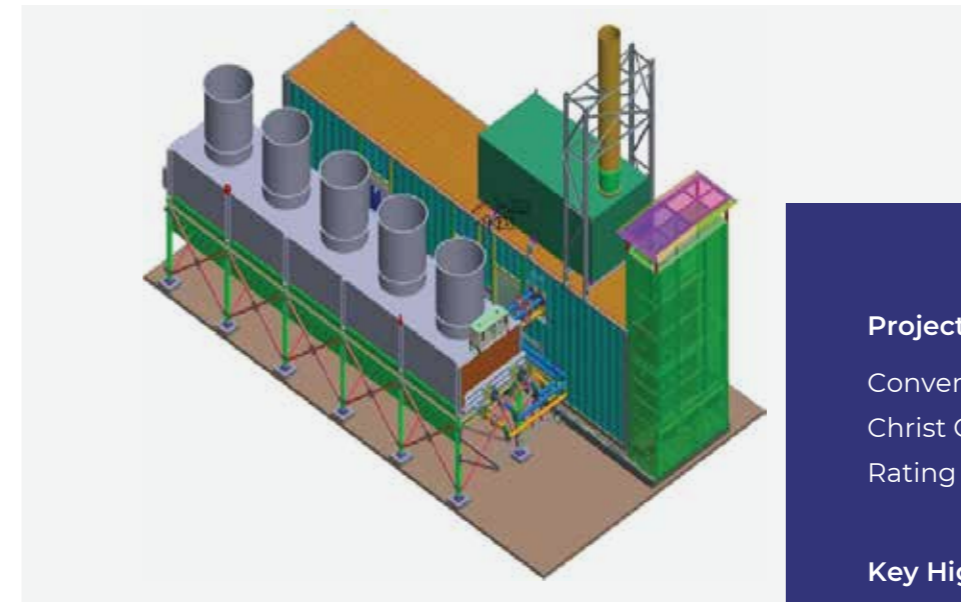
Project Detail

Media Zone – Local News Agency
 Abu Dhabi, UAE
 Rating : 5 x 1500 KVA

Key Highlights

Sound Attenuation System – 80 dba
 Installation Designed to operate

Abu Dhabi , UAE



Project Detail

Convention Center
 Christ Church, New Zealand
 Rating : 2500 KVA

Key Highlights

Ultra Low noise containerized Genset – 70dba @ 3 Mtrs
 Seismically designed
 gensetStainless Steel Exhaust System
 Remote cooling system
 Specially design to discharge air hoods

Christchurch, New Zealand

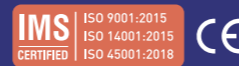
Note: Alternators with options of Meccalte, Stamford, Leroy Somer & CG makes are available.

50Hz Diesel Genset Product Matrix - International Market

Genset Model	Engine Model	Prime Power (kVA)	No. of Cylinder & Configuration	Displacement (L)	Fuel System	Governor	Governing Class as per ISO8528
SGB18PR	4M06G20/5	18	4 - In Line	2.3	Unit Injector	ECU	G2
SGB23PR	4M06G25/5	23	4 - In Line	2.3	Unit Injector	ECU	G2
SGB32PR	4M06G35/5	32	4 - In Line	2.3	Unit Injector	ECU	G2
SGB45PR	4M06G50/5	45	4 - In Line	2.3	Unit Injector	ECU	G2
SGB65PR	4M10G70/5	65	4 - In Line	4.09	Unit Injector	ECU	G2
SGB80PR	4M10G88/5	80	4 - In Line	4.09	Unit Injector	ECU	G2
SGB100PR	4M10G110/5	100	4 - In Line	4.09	Unit Injector	ECU	G2
SGB135PR	6M11G150/5	135	6 - In Line	6.75	Unit Injector	ECU	G2
SGB150PR	6M11G165/5	150	6 - In Line	6.75	Unit Injector	ECU	G2
SGB200PR	6M16G220/5	200	6 - In Line	9.726	Unit Injector	ECU	G2
SGB250PR	6M12G6D2/5	250	6 - In Line	7.47	HPCR	ECU	G3
SGB320PR^	6M16G4D2/5	320	6 - In Line	9.7	HPCR	ECU	G3
SGB400PR	6M21G500/5 E3	400	6 - In Line	12.54	HPCR	ECU	G3
SGB450PR	6M21G500/5 E3	450	6 - In Line	12.54	HPCR	ECU	G3
SGB500PR	6M21G6D2/5	500	6 - In Line	12.54	HPCR	ECU	G3
SGB625PR	8M21G688/5 E3	625	8 - V	16.72	HPCR	ECU	G3
SGB750PR	6M33D660E310	750	6 - In Line	19.6	HPCR	ECU	G3
SGB910PR^	8M33G5D2/5	910	8 - V	26.1	HPCR	ECU	G3
SGB1010PR	12M26D968E200	1010	12 - V	31.8	Unit Injector	Mechanical	G2
SGB1250PR	12M33D1210E200	1250	12 - V	39.2	Unit Injector	Mechanical	G2
SGB1500PR	12M33G1650/5	1500	12 - V	39.2	HPCR	ECU	G3
SGB1850PR	16M33G2000/5	1850	16 - V	52.3	HPCR	ECU	G3
SGB2000PR	16M33G2250/5	2000	16 - V	52.3	HPCR	ECU	G3
SGB2250PR	20M33GD2500/5	2250	20 - V	65.4	HPCR	ECU	G3
SGB2500PR	12M55G2750/5	2500	12 - V	65.65	HPCR	ECU	G3
SGB2750PR	12M55G3000/5	2750	12 - V	65.65	HPCR	ECU	G3
SGB3000PR	16M55G3300/5	3000	16 - V	87.5	HPCR	ECU	G3
SGB3300PR	16M55G3750/5	3300	16 - V	87.5	HPCR	ECU	G3
SGB3750PR	16M55G4000/5	3750	16 - V	87.5	HPCR	ECU	G3

Gas Genset Product Matrix - Global Market

Genset Model	Engine Model	COP Power (kW)	No. of Cylinder & Configuration	Displacement (L)	Governor
SGB850NC	12M33G10N0/5	850	12 - V	39.2	ECU
SGB1200NC	16M33G6N0/5	1200	16 - V	52.3	ECU
SGB1400NC	12M55G6N0/5	1400	12 - V	65.65	ECU



Product Options Available on Request:

- COP / ESP
- DCC Rated Genset
- Heat Exchanger Cooled Genset
- Remote Cooled Genset
- 60Hz Genset
- HV Genset



Above image is for representation purpose only, actual product may vary based on requirement.

60Hz Diesel Genset Product Matrix - International Market

60Hz							
Genset Model	Engine Model	Prime Power (kVA)	No. Of Cylinder & Configuration	Displacement (L)	Fuel System	Governor	Governing Class as per ISO:8528-5
SGB23PR/6	4M06G20/6	23	4 - In Line	2.3	Unit Injector	ECU	G3
SGB29PR/6	4M06G25/6	29	4 - In Line	2.3	Unit Injector	ECU	G3
SGB38PR/6	4M06G33/6	38	4 - In Line	2.3	Unit Injector	ECU	G3
SGB47PR/6	4M06G41/6	47	4 - In Line	2.3	Unit Injector	ECU	G3
SGB56PR/6	4M06G50/6	56	4 - In Line	2.3	Unit Injector	ECU	G3
SGB63PR/6	4M06G55/6	63	4 - In Line	2.3	HPCR	ECU	G3
SGB94PR/6	4M10G83/6	94	4 - In Line	4.087	Unit Injector	ECU	G3
SGB113PR/6	4M10G100/6	113	4 - In Line	4.087	Unit Injector	ECU	G3
SGB125PR/6	6M11G110/6	125	6 - In Line	6.75	Unit Injector	ECU	G3
SGB150PR/6	6M11G135/6	150	6 - In Line	6.75	Unit Injector	ECU	G3
SGB180PR/6	6M11G160/6	180	6 - In Line	6.75	Unit Injector	ECU	G3
SGB225PR/6	6M16G200/6	225	6 - In Line	9.726	Unit Injector	ECU	G3
SGB250PR/6	6M16G220/6	250	6 - In Line	9.726	Unit Injector	ECU	G3
SGB285PR/6	6M16G250/6	285	6 - In Line	9.726	Unit Injector	ECU	G3
SGB350PR/6	6M16G308/6	350	6 - In Line	9.726	Unit Injector	ECU	G3
SGB375PR/6	6M21G330/6	375	6 - In Line	12.54	Unit Injector	ECU	G3
SGB438PR/6	6M21G390/6	438	6 - In Line	12.54	Unit Injector	ECU	G3
SGB450PR/6	6M21G400/6	450	6 - In Line	12.54	HPCR	ECU	G3
SGB500PR/6	6M21G460/6	500	6 - In Line	12.54	HPCR	ECU	G3
SGB560PR/6	6M26G500/6	560	6 - In Line	15.9	Unit Injector	ECU	G3
SGB650PR/6	6M33G575/6	650	6 - In Line	19.6	Unit Injector	ECU	G3
SGB685PR/6	6M33G600/6	685	6 - In Line	19.6	Unit Injector	ECU	G3
SGB720PR/6	6M33G633/6	720	6 - In Line	19.6	Unit Injector	ECU	G3
SGB750PR/6	6M33G660/6	750	6 - In Line	19.6	HPCR	ECU	G3
SGB900PR/6	8M33G800/6	900	8 - V	26.14	Unit Injector	ECU	G3
SGB1000PR/6	8M33G900/6	1000	8 - V	26.14	HPCR	ECU	G3
SGB900PR/6	12M26G800/6	900	12 - V	31.8	Unit Injector	ECU	G3
SGB1000PR/6	12M26G900/6	1000	12 - V	31.8	Unit Injector	ECU	G3
SGB1125PR/6	12M33G1000/6	1125	12 - V	39.2	Unit Injector	ECU	G3
SGB1250PR/6	12M33G1100/6	1250	12 - V	39.2	Unit Injector	ECU	G3
SGB1365PR/6	12M33G1200/6	1365	12 - V	39.2	Unit Injector	ECU	G3
SGB1470PR/6	12M33G1300/6	1470	12 - V	39.2	Unit Injector	ECU	G3
SGB1700PR/6	16M33G1500/6	1700	16 - V	52.3	HPCR	ECU	G3
SGB1875PR/6	16M33G1650/6	1875	16 - V	52.3	HPCR	ECU	G3
SGB2000PR/6	16M33G1750/6^	2000	16 - V	52.3	HPCR	ECU	G3

50/60Hz Switchable

50/60Hz Switchable							
Genset Model	Engine Model	Prime Power (kVA) @ 50/60Hz	No. Of Cylinder & Configuration	Displacement (L)	Fuel System	Governor	Governing Class as per ISO:8528-5
SGB18PR/S	4M06G2D0/S	18/23	4 - In Line	2.3	Unit Injector	ECU	G3
SGB23PR/S	4M06G4D0/S	23/28	4 - In Line	2.3	Unit Injector	ECU	G3
SGB31PR/S	4M06G6D0/S	31/38	4 - In Line	2.3	Unit Injector	ECU	G3
SGB51PR/S	4M06G10D0/S	51/62	4 - In Line	2.3	Unit Injector	ECU	G3
SGB64PR/S	4M10G2D0/S	64/75	4 - In Line	4.087	Unit Injector	ECU	G3
SGB78PR/S	4M10G4D0/S	78/93	4 - In Line	4.087	Unit Injector	ECU	G3
SGB98PR/S	4M10G6D0/S	98/113	4 - In Line	4.087	Unit Injector	ECU	G3

CPCBIV Compliant machines from 7.5 kVA to 750 kVA

Product Matrix

50Hz Diesel Genset Product Matrix - Indian Market

Sterling DG Sets Retail Range CPCB IV @ 50Hz							
Genset Model	Engine Model	Prime Power (kVA)	No. of Cylinder & Configuration	Displacement (L)	Fuel System	Governer	Governing Class as per ISO:8528-5
SGE7.5PR-IV-1ph	G12-IV	7.5 - 1ph	2 - In Line	1.56	Unit Injector	Mechanical	G2
SGE7.5PR-IV	G12-IV	7.5	2 - In Line	1.56	Unit Injector	Mechanical	G2
SGE10PR-IV-1ph	G12-IV	10 - 1ph	2 - In Line	1.56	Unit Injector	Mechanical	G2
SGE10PR-IV	G12-IV	10	2 - In Line	1.56	Unit Injector	Mechanical	G2
SGE15PR-IV-1ph	G15-IV	15 - 1ph	2 - In Line	1.56	Unit Injector	Mechanical	G2
SGE15PR-IV	G15-IV	15	2 - In Line	1.56	Unit Injector	Mechanical	G2
SGE20PR-IV-1ph	G20A-IV	20 - 1ph	2 - In Line	1.84	Unit Injector	Mechanical	G2
SGE20PR-IV	G20A-IV	20	2 - In Line	1.84	Unit Injector	Mechanical	G2
SGE25PR-IV-1ph	G30-IV	25 - 1ph	3 - In Line	2.76	CRS	Mechanical	G2
SGE25PR-IV	G30-IV	25	3 - In Line	2.76	CRS	Mechanical	G2
SGE30PR-IV-1ph	G30-IV	30 - 1ph	3 - In Line	2.76	CRS	Mechanical	G2
SGE30PR-IV	G30-IV	30	3 - In Line	2.76	CRS	Mechanical	G2
SGE35PR-IV	G30-IV	35	3 - In Line	2.76	CRS	Mechanical	G2
SGE40PR-IV	G40-IV	40	3 - In Line	2.76	CRS	Mechanical	G2
SGE45PR-IV	G40-IV	45	3 - In Line	2.76	CRS	Mechanical	G2
SGE60PR-IV	G62.5-IV	60	4 - In Line	3.68	CRS	Mechanical	G2
SGB100PR-IV	4M12G2D4/5	100	4 - In Line	4.58	HPCR	ECU	G3
SGB125PR-IV	4M12G4D4/5	125	4 - In Line	4.58	HPCR	ECU	G3
SGB140PR-IV	4M12G6D4/5	140	4 - In Line	4.58	HPCR	ECU	G3
SGB180PR-IV	6M12G2D4/5	180	6 - In Line	7.47	HPCR	ECU	G3
SGB200PR-IV	6M12G2D4/5	200	6 - In Line	7.47	HPCR	ECU	G3
SGB230PR-IV	6M12G4D4/5	230	6 - In Line	7.47	HPCR	ECU	G3
SGB250PR-IV	6M12G6D4/5	250	6 - In Line	7.47	HPCR	ECU	G3
SGB320PR-IV	6M21G0D4/5	320	6 - In Line	12.54	HPCR	ECU	G3
SGB400PR-IV	6M21G2D4/5	400	6 - In Line	12.54	HPCR	ECU	G3
SGB450PR-IV	6M21G4D4/5	450	6 - In Line	12.54	HPCR	ECU	G3
SGB500PR-IV	6M21G6D4/5	500	6 - In Line	12.54	HPCR	ECU	G3
SGB650PR-IV	6M33G2D4/5	650	6 - In Line	19.6	HPCR	ECU	G3
SGB750PR-IV	6M33G4D4/5	750	6 - In Line	19.6	HPCR	ECU	G3

Note: Alternators with options of Meccalte, Stamford, Leroy Somer & CG makes are available.

Sterling DG Sets Domestic Projects @ 50Hz							
Genset Model	Engine Model	Prime Power (kVA)	No. of Cylinder & Configuration	Displacement (L)	Fuel System	Governer	Governing Class as per ISO:8528-5
SGB1010PR	12M26D968E200	1010	12 - V	31.8	Unit Injector	Mechanical	G3
SGB1250PR	12M33D1210E200	1250	12 - V	39.2	Unit Injector	Mechanical	G3
SGB1500PR	12M33G1650/5	1500	12 - V	39.2	HPCR	ECU	G3
SGB1850PR	16M33G2000/5	1850	16 - V	52.3	HPCR	ECU	G3
SGB2000PR	16M33G2250/5	2000	16 - V	52.3	HPCR	ECU	G3
SGB2250PR	20M33G2500/5	2250	20 - V	65.4	HPCR	ECU	G3
SGB2500PR	12M55G2750/5	2500	12 - V	65.65	HPCR	ECU	G3
SGB2750PR	12M55G3000/5	2750	12 - V	65.65	HPCR	ECU	G3
SGB3000PR	16M55G3300/5	3000	16 - V	87.5	HPCR	ECU	G3
SGB3300PR	16M55G3750/5	3300	16 - V	87.5	HPCR	ECU	G3
SGB3700PR	16M55G4000/5	3700	16 - V	87.5	HPCR	ECU	G3

Note: Alternators with options of Meccalte, Stamford, Leroy Somer & CG makes are available.

CPCB IV+
COMPLIANT GENSETS
FOR GREENER TOMORROW



Globally Connected

